

NOTES:

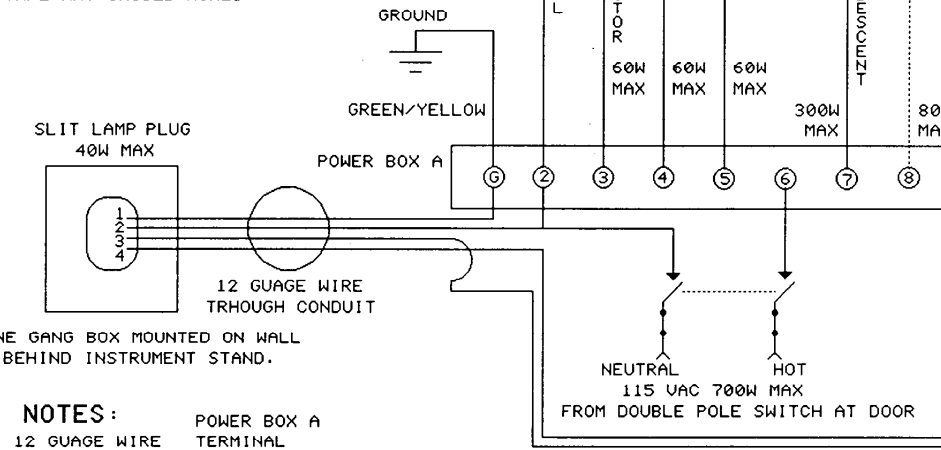
FIXATION: ORANGE, BLUE
MUSCLE: BROWN, BLUE

INDIRECT: CONNECT LIKE WIRES.
GREEN TO GREEN
BLACK TO BLACK
WHITE TO WHITE
RED TO RED

MOUNT BOX A & B
DIRECTLY IN WALL, UNDER VARITRONICS LIGHTING SYSTEM

NOTES:

IDENTIFICATION NUMBERS 1-10 ARE PRINTED ON THE INSULATION JACKET OF EACH WIRE. NUMBER ONE IS NOT USED. GREEN/YELLOW IS GROUND. INDIVIDUALLY WIRE NUT AND TAPE ANY UNUSED WIRES.



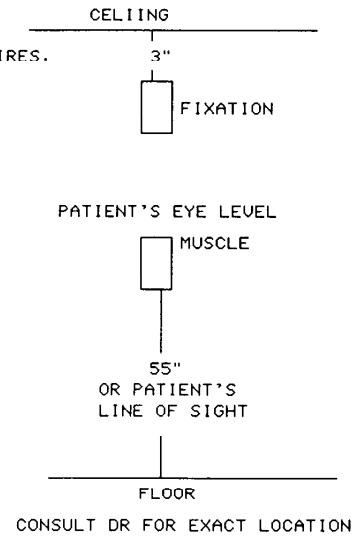
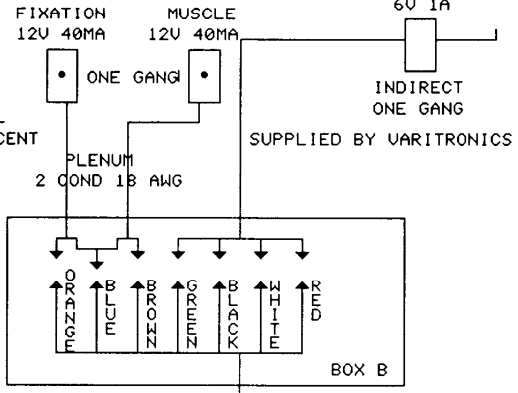
NOTES:

12 GAUGE WIRE	POWER BOX A TERMINAL
1(GREEN)	1(GROUND)
2(WHITE)	2(NEUTRAL)
3(BLACK)	10(SLIT LAMP FEED)
4(RED)	9(SWITCH TRIGGER)

REQUIRED 12 GAUGE WIRES ARE SUPPLIED BY OTHERS

NOTES:

IF DESKTOP UNIT:
REQUIRES 1 3/4" HOLE
IN DESK TO PASS CONNECTOR
CABLE.



NOTES:

MUSCLE, FIXATION, AND INDIRECT REQUIRE SINGLE GANG BOXES SUPPLIED BY OTHERS.

NOTES:

LOCATION OF ALL BOXES SHOULD BE VERIFIED WITH DOCTOR.

INSTALLATION OF BOXES AND CONDUIT SHOULD BE DONE TO MEET YOUR LOCAL AND NATIONAL BUILDING CODES.

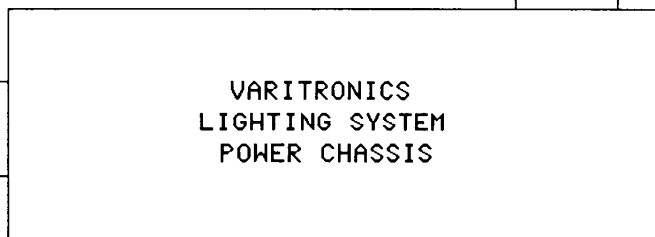
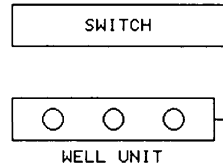
BE SURE TO CHECK FOR PROPER GROUNDING.

FOR PROPER TESTING ALL INSTRUMENTS SHOULD BE IN WELLS, AND INDIRECT ON HOOK.

INPUT VOLTAGE: 115VAC

TOTAL SYSTEM LOAD: 700W MAXIMUM

- J-3 & J-6 LOCATED IN CHASSIS
- INCANDESCENT (J-6)
- INCANDESCENT AND FLOURESCENT (J-3)



VARITRONICS INC.			
610 356 3995			
WIRING FOR:			
Z9001-2P			
DRAWING: Z9001-2P.P01			
D	MM	SCALE: NONE	REV 2
DATE: 01-27-2003		SHEET 1 OF 1	